



Dale Buckner

CEO, Global Guardian

- Retired Special Forces – Green Berets Officer
- Founder, President & CEO Global Guardian
- Lived and operated in over 70 countries globally

VIRTUAL



OCTOBER 7, 2020

Navigating 2020

An Update on COVID-19 and the State of the World

Global COVID-19

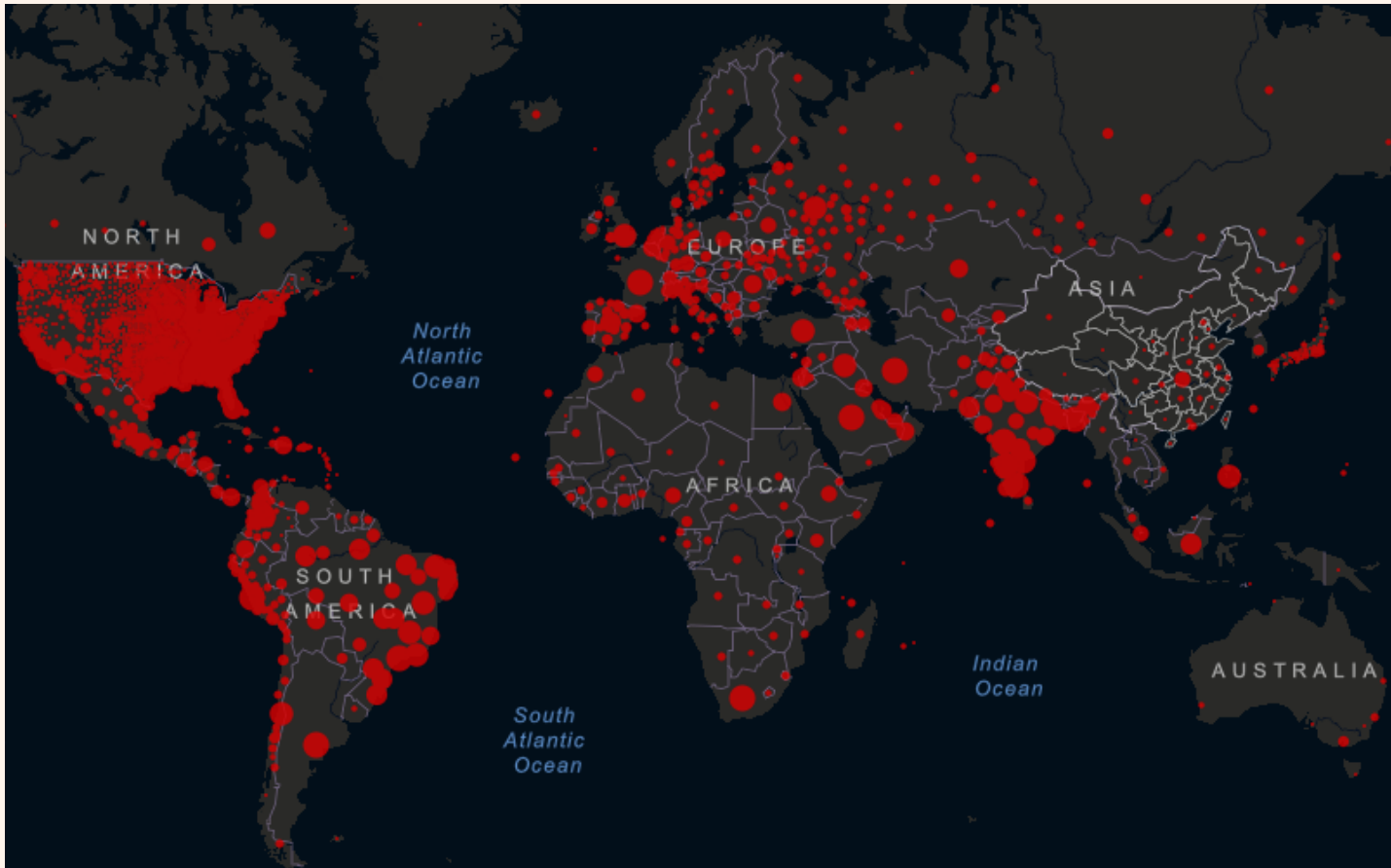
Is this under control...is COVID-19 going away in 2020?

Global Cases

25,318,901

Cases by Country/Region/Sovereignty

6,014,013	US
3,862,311	Brazil
3,621,245	India
992,402	Russia
647,166	Peru
625,056	South Africa
607,904	Colombia
595,841	Mexico
462,858	Spain
411,726	Chile
408,426	Argentina
375,212	Iran
338,079	United Kingdom
318,895	France
315,772	Saudi Arabia



Global Deaths

847,797

183,312 deaths	US
120,828 deaths	Brazil
64,469 deaths	India
64,158 deaths	Mexico
41,588 deaths	United Kingdom
35,483 deaths	Italy
30,640 deaths	France
29,094 deaths	Spain
28,788 deaths	Germany

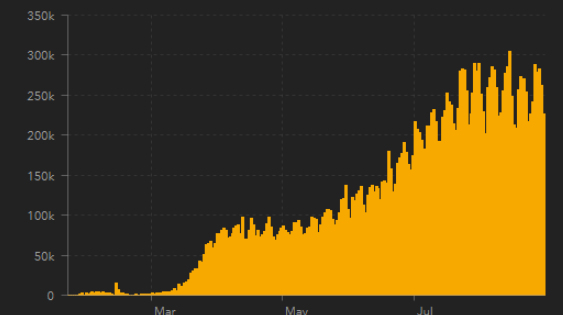
Global Deaths

Global Recovered

US State Level Deaths, Recovered

32,957 deaths, 75,062 recovered	New York US
15,945 deaths, 33,893 recovered	New Jersey US
12,960 deaths, recovered	California US
12,684 deaths, 499,518 recovered	Texas US
11,187 deaths, recovered	Florida US
9,049 deaths, 103,920 recovered	Massachusetts US
8,235 deaths, recovered	Illinois US
7,658 deaths, 109,473 recovered	Pennsylvania US
6,748 deaths, 76,151 recovered	Ohio US

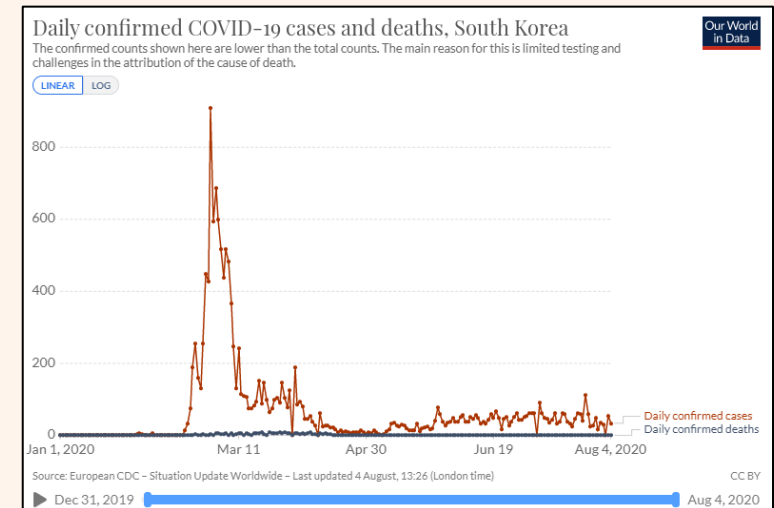
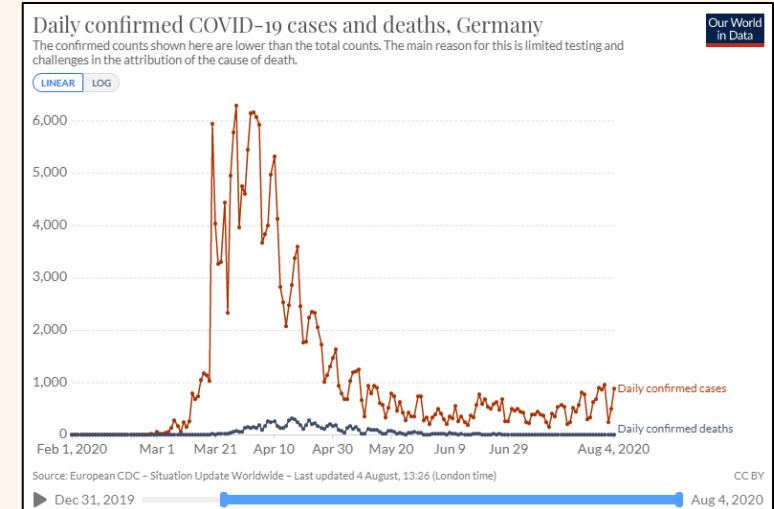
US Deaths, Recovered



COVID-19: Good News

Progress – “Hope”

- **Flattening of the curve** in Europe, Asia
- **Vaccine** research speed – November 2020 / NLT February 2021
- **Testing** is ever increasing
- **Understanding** of how the **virus spreads**
- **Mask use becoming mandatory** and **cultural adoption** (no shirt, no shoes, no mask - no service)
- **Limited numbers of people** at any given time
- **Sports** returning (limited, controlled)
- **Travel corridors** opening



Key Travel Lessons Learned

What Has Failed?

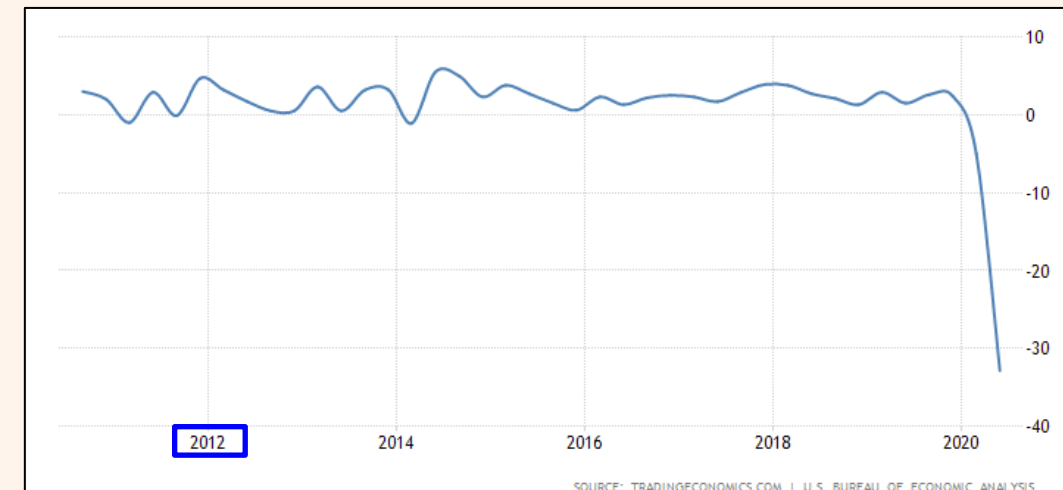
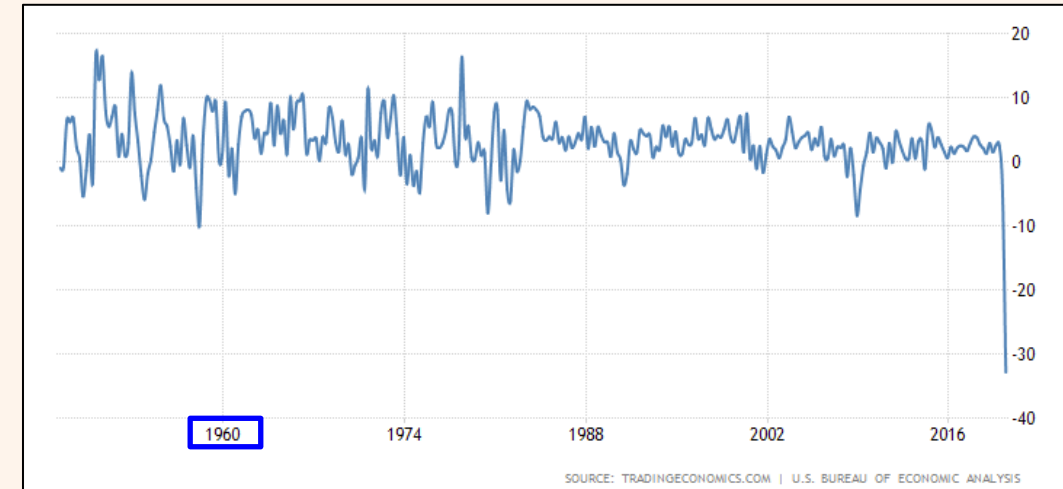
- **U.S. Department of State Evacuations** (Security & Medical)
 - 5,000 stranded
 - 13,500 stranded
 - 50,000 stranded
 - 3 months of chaos
 - **Commercial Evacuations**
 - **No Federal Central Plan / No Global Standard**
 - 50 states – “free for all” – no standard
 - Delta, United, American, Southwest, JetBlue, Alaska – no standard
 - U.S. FAA – no standard
 - TSA – no standard
 - International Civil Aviation Organization of the United Nations – no standard
 - **Medical Insurance & Evacuation Policies – NO COVID19 Coverage**
 - **Travel Tracking**
 - **Alerts**
- “So What?”



U.S. Economy – Reckoning Coming

What Has Failed?

- The U.S. economy **shrank by an annualized 32.9%** in the second quarter of 2020.
- It is the **biggest contraction ever**, pushing the economy into a **recession** as the coronavirus pandemic forced many businesses to close and people to stay at home, hurting consumer and business spending.
- **Decreases** were seen in personal consumption, exports, private inventory investment, nonresidential fixed investment, residential fixed investment, and state and local government spending while **federal government spending jumped**.
- **The recovery will depend on the capacity of the country to control the pandemic and avoid more waves of infections.**
- All social indicators (**standard of living, inequalities, access to housing, income distribution, structural unemployment**) will deteriorate.
- **Financial reckoning is coming...**



U.S. Security Situation

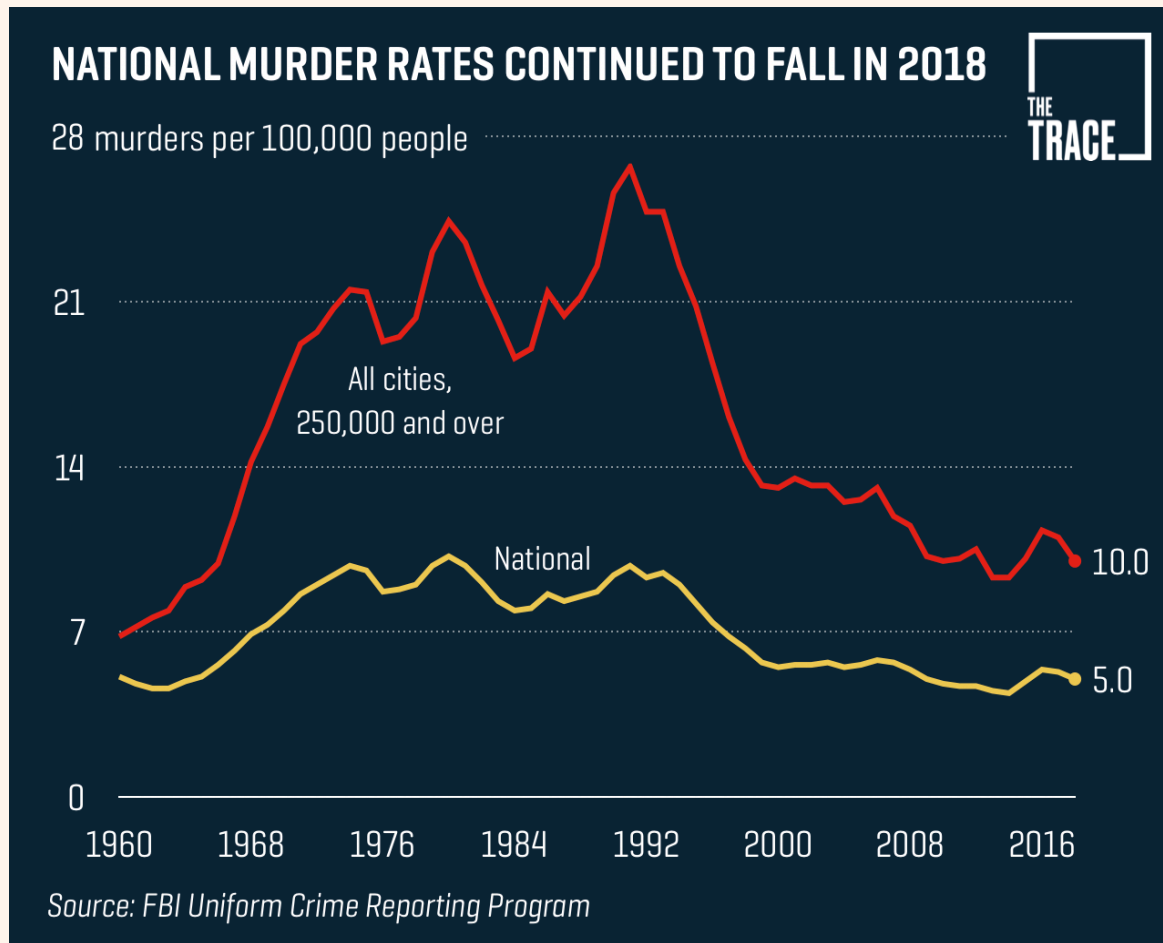
How Did We Get Here?

- Outrage over **police** brutality
- Poor state of the **economy**
- Ongoing anxiety and uncertainty over the **pandemic**
- Stark **partisan** divide
- Loss of confidence in the “**social contract**”
- **Re-training**: generational, who wants to be a police officer?
- How do you secure your family & your business?
- **“Desperate people, do desperate things”**



U.S. Murder Rate

Macro – Good News



Micro – Bad News

Murder Is Up This Year, and in Recent Months

Nine of 10 large U.S. cities have had more murders this year compared with last year at this time, and murder has tended to accelerate since the start of the pandemic.

Year-to-date change, from 2019 to 2020

City	2020 Pre-Covid	Through Parts of June 2020
Chicago	16%	34%
Philadelphia	11%	23%
Oakland, Calif.	-41%	-8%
Los Angeles	-3%	5%
Atlanta	-17%	4%
Nashville	92%	43%
New York	-13%	23%
New Orleans	14%	36%
Indianapolis	75%	38%
Jacksonville, Fla.	-3%	13%

Source: Police departments and media reports • By The New York Times



Dale Buckner

CEO, Global Guardian

Email: dbuckner@globalguardian.com

Web: www.globalguardian.com